


TECHNICAL DATA SHEET >



ELEMENTS E 110 SUB A

The HK Audio ELEMENTS series E110 SUB A is an active 10" Subwoofer with an onboard amp that delivers 600 watts. The E 110 SUB A furnishes plenty of power to drive its internal woofers plus two E 435 mid/high line sources, one E 835, or one passive add-on E 110 SUB bass bin. You can set up larger ELEMENTS PAs using outboard amps such as the ELEMENTS series EA 600 or Lab. gruppen IPD series controller power amplifiers with the appropriate filter sheets, which may be downloaded at www.hkaudio.com.

The E110 SUB A Subwoofer is well suited for both portable applications and fixed installation owing to its compact dimensions and light weight. The E 110 SUB A's look of understated elegance and handling ease make it an excellent addition to INSTALL KITS that serve mainly to render speech. The added Subwoofer provides the low-end response needed to play back music.

> FEATURES

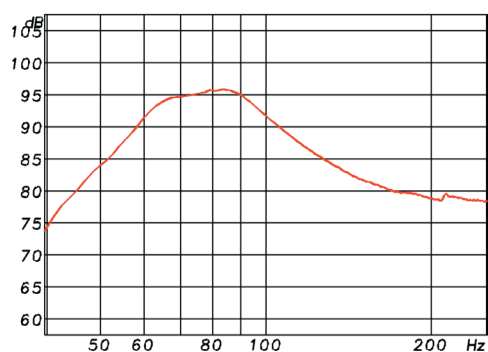
- Subwoofer with a 600-watt amplifier
- Compact, lightweight and powerful
- Up to two E 435 / one E 835 line sources or a passive Subwoofer may be connected in parallel
- Two filters (variable to match the number of stacked mid/high line sources)
- Two E-Connect couplers with an integrated signal bus

> TECHNICAL SPECIFICATIONS

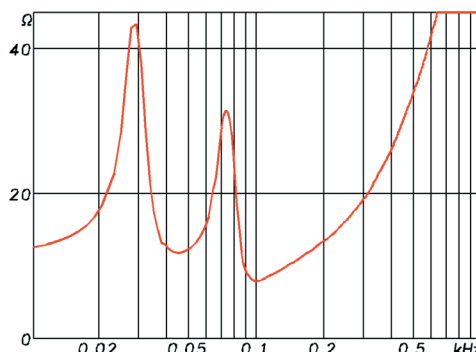
E 110 SUB A

Frequency Response -10 dB	45 Hz – 150 Hz, Via The Active System Crossover
Subwoofer Amplifier	1 x 600 W / Class D @ 4 Ohms
Active Protection Circuits	RMS Limiter, Subsonic Filter, 2 System Filters (Depending On The Number Of Connected Mid/ High Units)
Connections	1 Combination XLR 1/4" In, 1 XLR Out, Speakon Parallel Out, 2 E-Connect Outs
LF Speaker	1 x 10"
Enclosure	16mm MDF
Finish	HK Audio Water-Based Paint
Handles	Wooden Handle With Recessed ABS Grips
Grill	1.5 Mm Steel Panel
Pole Mount	2 E-Connect Sleeves
Dimensions (WxHxD)	30 x 48 x 46cm 11-13/16 x 18-7/8 x 18-1/8"
Weight	19kg / 41.9lbs.

> MEASURING CHARTS



Frequency response after filtering



Impedance